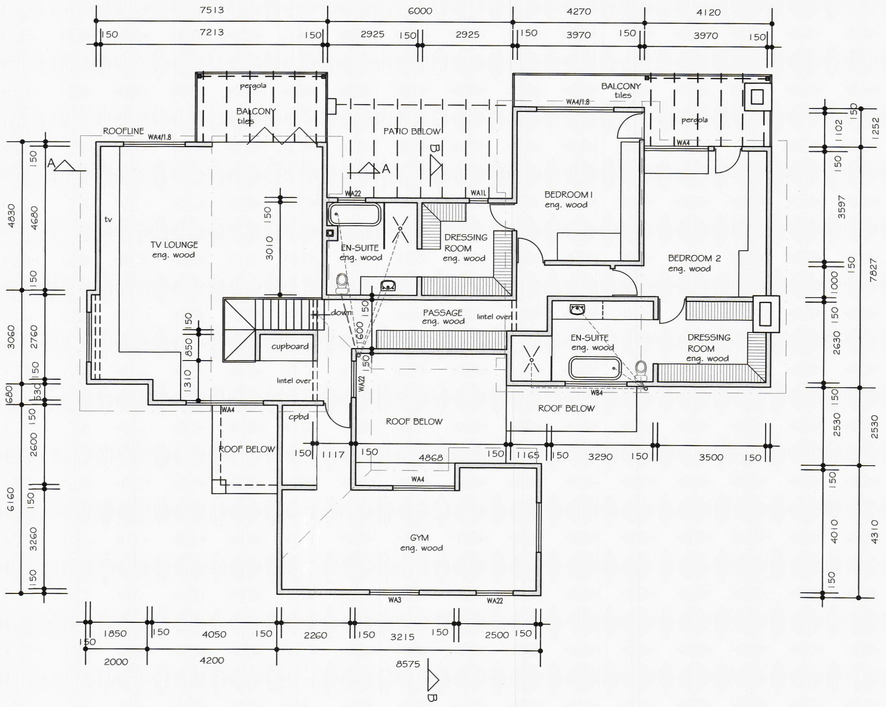

FIRST STOREY PLAN
1:100

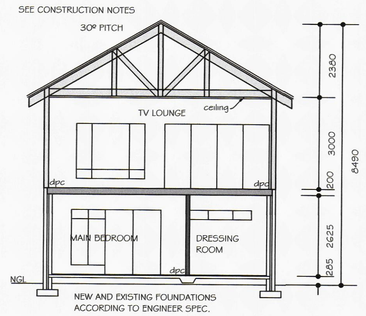

SECTION A - A
1:100

ROOF: REQUIRED 3.7
PITCHED METAL ROOF WITH AIR FILMS: 0.38
SISALATION BELOW PURLINS: 0.75
115mm THERM GUARD INSULATION: 2.88
TOTAL: 4.01

DRYWALL: REQUIRED: 1.9
MAGNA PREMIUM BOARD 15mm: 0.065
SISALATION: 1.12
51mm CAVITY BATT GLASS WOOL: 1.34
MAGNA BOARD 12mm: 0.051
TOTAL: 2.57

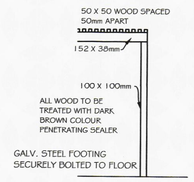

PERGOLA DETAIL
1:50

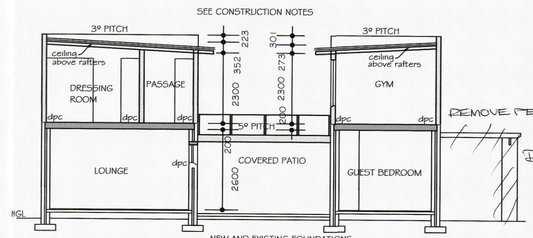

SECTION B - B
1:100

ROOF: REQUIRED 3.7
METAL ROOF WITH AIR FILMS: 0.35
SISALATION BELOW PURLINS: 0.75
70mm ISOBOARD CEILING: 2.92
TOTAL: 4.02

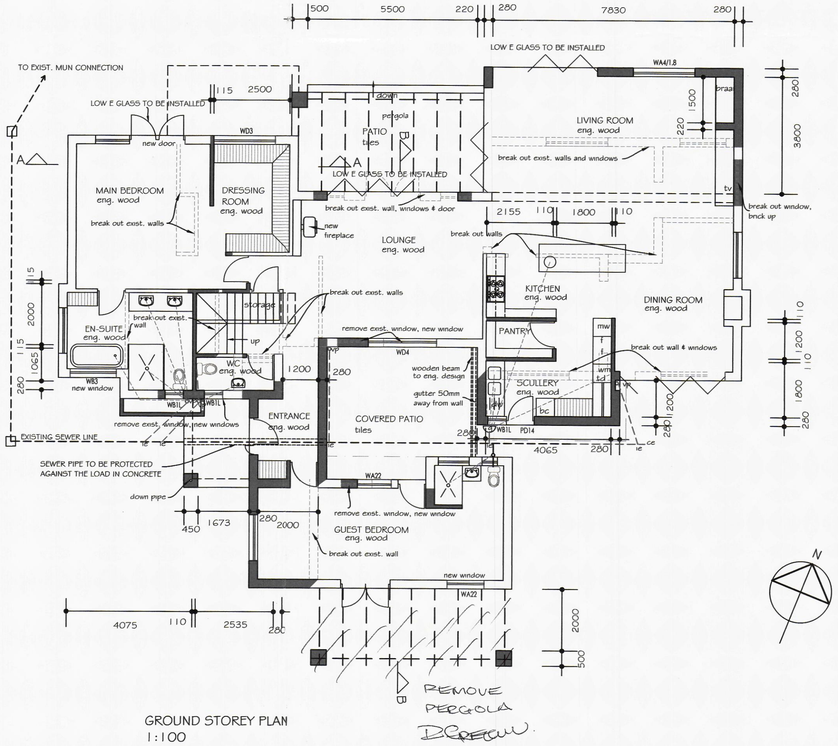

GROUND STOREY PLAN
1:100

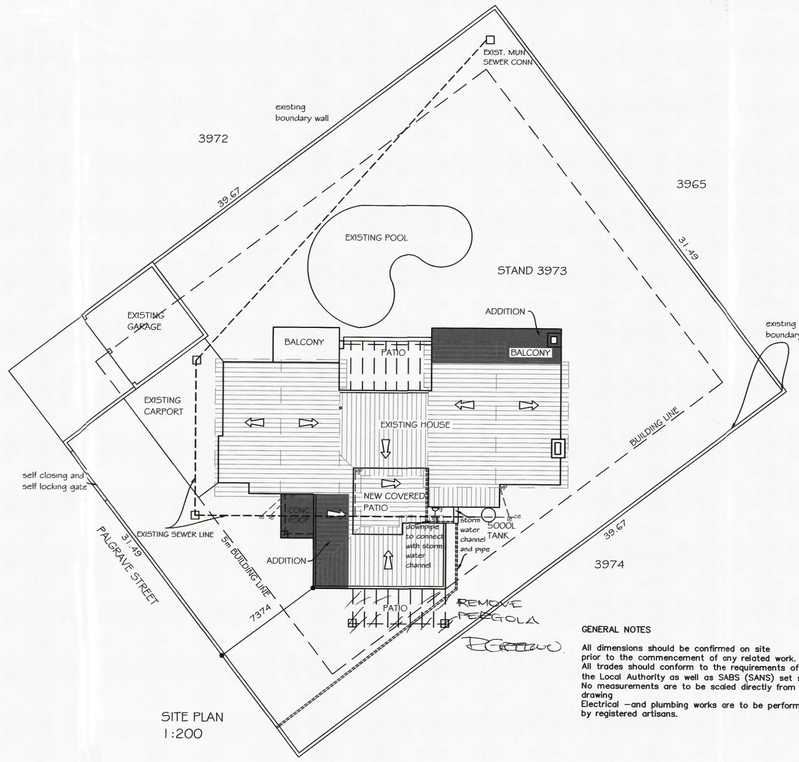

SITE PLAN
1:200

GENERAL NOTES

All dimensions should be confirmed on site prior to the commencement of any related work.
All trades should conform to the requirements of the Local Authority as well as SABS (SANS) set standards.
No measurements are to be scaled directly from the drawing
Electrical –and plumbing works are to be performed by registered artisans.

GEORGE MUNICIPALITY
APPROVED
DATE 18/7/19 PLAN No. 728/19
Plans Examiner

CONSTRUCTION NOTES

SAFINTRA CLASSICOR ALUMINIUM-ZINC PRE-PAINTED SHEETING, THUNDER STORM COLOUR ON 76 X 50mm PURLINS @ 1200mm C/C MAX ON TRUSSES @ 1200mm C/C MAX
WATERPROOFING MEMBRANE BELOW ROOF SHEETING - SISALATION
RAFTER: 228 X 38mm - GRADE 6
TIE BEAM: 152 X 38mm - GRADE 8
9mm GYPSOM CEILING BELOW TRUSSES

RAFTER: 152 X 50mm @ 600 C/C WITH SISALATION BELOW ROOF PURLINS AND 70mm ISOBOARD CEILING ABOVE THE RAFTERS

COVERED PATIO: CLEAR POLYCARBONATE SHEETING ON 76 X 50mm PURLINS @1200mm C/C ON RAFTERS 152 X 50mm - GRADE 6 @600mm C/C
50 X 25mm WOOD SPACED 30mm APART FASTENED BELOW RAFTER AS CEILING FINISH
EVERITE FACIA AND BARGE BOARDS PAINTED CHARCOAL COLOUR
'OGEE' PROFILE ALUMINIUM SEAMLESS GUTTERS AND DOWNPIPES, CHARCOAL COLOUR
CONCRETE ROOF CONSTRUCTION ACCORDING TO ENGINEER'S DETAIL AND DESIGN (SEE ROOF PLAN)
MIN. FALL 1:50 WITH TORCH-ON WATER PROOFING BY SPECIALIST

ALL TIMBER WALL AND CONSTRUCTION ACCORDING TO SANS 10082
15mm 'MAGNA PREMIUM WOOD GRAIN' SHIP LAPPED OVER SISALATION AND 12mm 'MAGNA BOARD' INTERIOR CLADDING OVER THERMAL INSULATION - 51mm 'CAVITY BATT' GLASS WOOL

PRECAST CONCRETE OR WOODEN LINTELS AT ALL OPENINGS, DOORS AND WINDOWS
SWARTLAND WOODEN WINDOWS TO MATCH EXISTING
ALL GLASS ACCORDING TO SABS
ALL GLASS TO BE SINGLE CLEAR GLASS, EXCEPT FOR NORTH FACING GROUND STOREY DOORS TO BE FITTED WITH LOW E GLASS AS SHOWN ON PLAN

ALL WOOD TREATED WITH DARK PENETRATING SEALER

FLOOR FINISH AS SHOWN ON PLAN ON 25mm CEMENT SCREED ON 85mm CONCRETE SURFACE BED 20mpa WITH MESH REINFORCING ON 250 micron SABS PLASTIC UNDERLAY, LAPPED WITH DPC AT WALLS
170mm COMPACTED GROUND FILL IN LAYERS
FLOOR FINISH AS SHOWN ON PLAN

FIRST FLOOR CONSTRUCTION: CONCRETE SLAB ACCORDING TO ENGINEER'S DESIGN WITH STAIRS ACCORDING TO ENGINEER'S DESIGN WITH MIN. 250MM TREADS AND MAX. 200MM RISERS AND 1000MM HIGH BALUSTRADE

SOIL PIPE: 110mm PVC min. 450mm DEEP @ 1:40
VENTILATING PIPE: 110mm PVC
WASTE PIPE: 50mm PVC
ALL PLUMBING MATERIALS TO BE USED MUST BE SABS APPROVED.
WATER SUPPLY AND DRAINAGE TO COMPLY WITH SANS 10252-1

ADDITION:
SQM. GROUND FLOOR ADDITION: 44.03
SQM. COVERED AREAS: 23.48
SQM. FIRST FLOOR ADDITION: 206.57
TOTAL SQM. ADDITION: 274.08

COMPLETE HOME:
SQM. GROUND FLOOR: 251.18
SQM. GARAGE: 35
SQM. FIRST FLOOR: 206.57
TOTAL SQM. : 492.75

PROJECT:
ADDITION TO EXISTING RESIDENCE FOR L SCHOLTZ ON STAND 3973, DORMEHLSDRIFT, GEORGE

COPYRIGHT AND USE OF THIS DRAWING RESERVED BY DESIGNERPLAN

PLAN NO: 0011/18
DATE: 19/02/2019

DESIGNERPLAN
PO BOX 12690
GARDEN ROUTE MALL
6546
CELL: 082 561 1036
EMAIL: rosa@designerplan.org
SACAP REGISTRATION: ST1865

GROUND STOREY
FIRST STOREY
SITE PLAN

SIGNATURE OWNER: