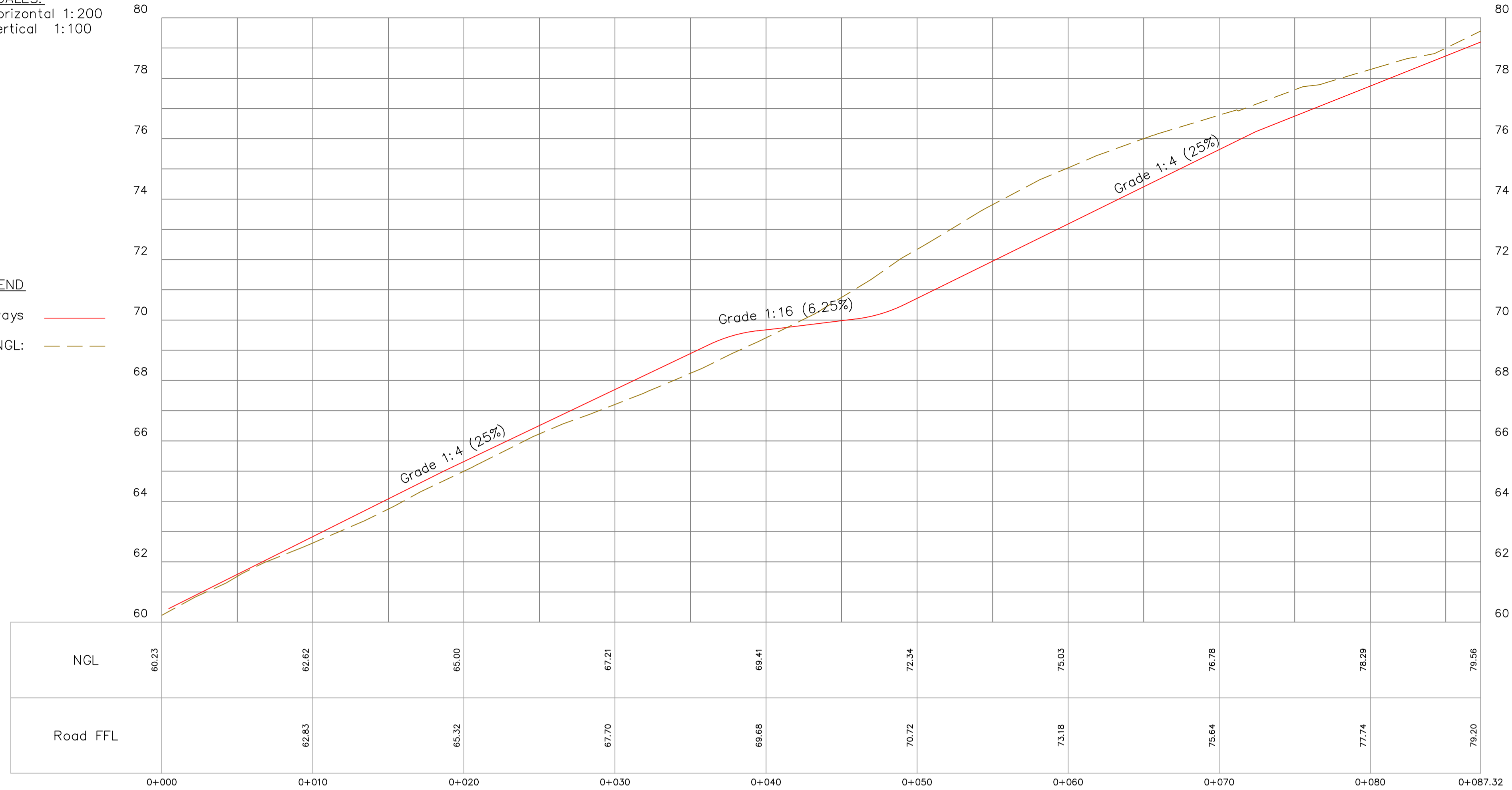


SCALES:
Horizontal 1:200
Vertical 1:100

501.Roadway 3 Alignment PROFILE

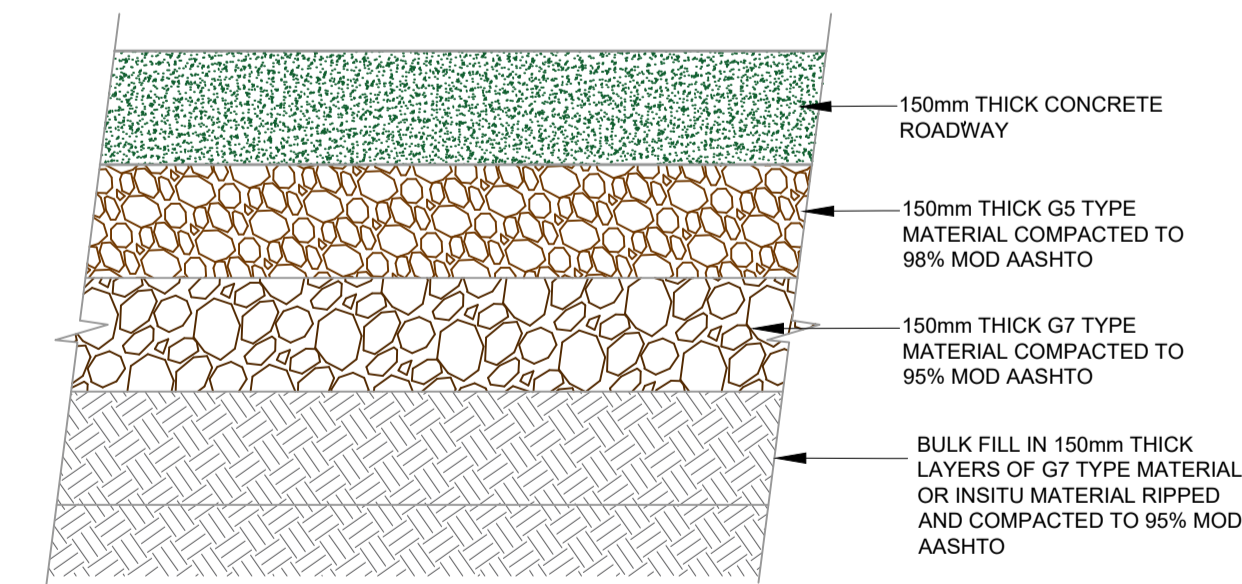
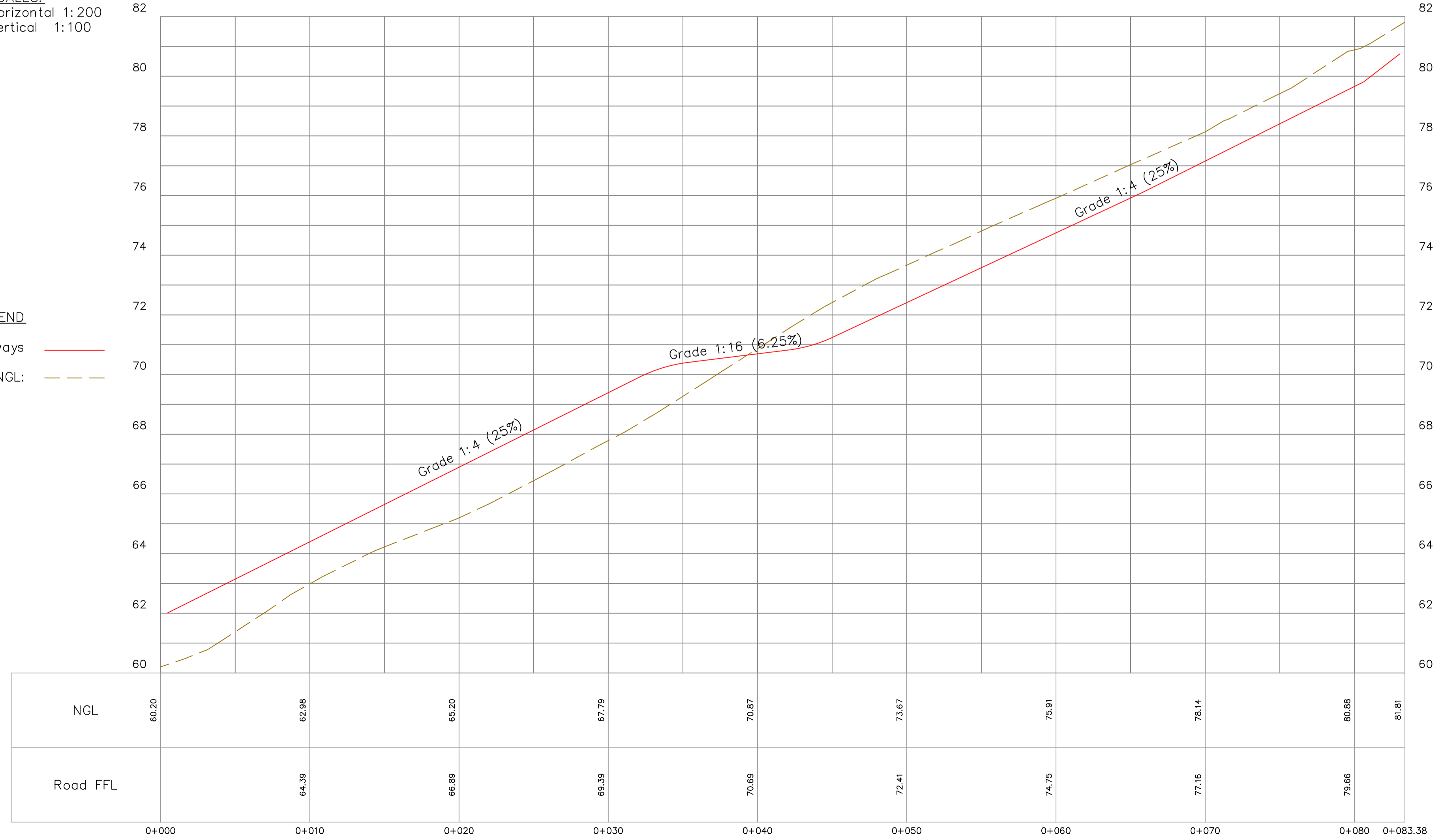
LEGEND
Roadways ———
NGL: - - - - -



SCALES:
Horizontal 1:200
Vertical 1:100

501.Roadway 4 Alignment PROFILE

LEGEND
Roadways ———
NGL: - - - - -



TYPICAL SECTION THROUGH CONCRETE ROADWAY
Scale 1 : 10

- General**
- G1 This drawing shall be read in conjunction with all other working drawings and specifications and with such other written instructions as may be issued during the course of the construction. Any discrepancies or variations shall be referred to the Engineer before proceeding with work.
 - G2 Work shall be done in accordance with requirements of all relevant and current South African Codes where applicable.
 - G3 All dimensions relevant to setting out and off-site work shall be verified before construction and fabrication is commenced.
 - G4 Dimensions shall not be obtained by scaling the drawings.
 - G5 During construction all structures shall be maintained in a stable condition and no part shall be overstressed.
 - G6 All levels are in meters above mean sea level.
 - G7 Where connections to existing drainage systems/services is required the levels and locations of all relevant stormwater outlets, box culverts, outfalls, conduits/services shall be verified before construction and referred to the engineer before construction is commenced.
 - G8 It is the responsibility of the contractor to locate existing services. Any damage caused to existing services shall be repaired to the satisfaction of the engineer, at the contractor's expense.
 - G9 Where structures which are to be constructed in the vicinity of buildings, shoring and bracing adequate to prevent undermining at the building shall be provided to the approval of the Engineer.
 - G10 All signs are to be provided in English. English only has been shown on the drawings.
 - G11 All dimensions and levels to be checked on site and where applicable to match existing structure.
 - G12 Any discrepancy or contradiction is to be immediately reported to the Engineer.
 - G13 A complete set of drawings to be available on site at all times.
 - G14 All dimensions shown on the plan are to be plotted on site at the horizontal level.
 - G15 The contractor is responsible for the correct setting out. Details are to be in accordance with the drawings.
- Services**
- S1 The contractor shall provide proper support for all existing services which become exposed due to excavation for installation and relocation of new and existing services.
 - S2 All concrete stormwater pipework shall be manufactured in accordance with relevant South African standards and conforming to the requirements in the specification.
 - S3 Minimum cover to pipework and conduits shall be 900mm unless noted otherwise on the drawings.
 - S4 All pits, manholes and headwalls are symmetrical unless noted otherwise on the drawings.
 - S5 Where existing service lines, that are to be maintained are found to conflict with the new services the Engineer shall be advised and the new services shifted to the Engineer's approval.
 - S7 A sample of fill material together with test results shall be provided to the Engineer prior to construction.
 - S8 The specification for fill material to be as follows:
 (1) contain no organic material or stone of dimension 150mm or two-thirds the thickness of the layer to be compacted.
 (2) be capable of compacting to 95% MOD A.A.S.H.T.O. for the gravel wearing course and 93% for the gravel selected layer.

No.	Date	Description	By

Revision Details



50 GREY ST., P.O. BOX 9676, QUEENSTOWN, 5320
TEL.: 045 838 3939/40, FAX.: 045 838 3941
93 WESTERN AVE., P.O. BOX 13101, VINCENT,
EAST LONDON, 5217
TEL.: 043 728 4389, FAX.: 043 726 4391
E-MAIL: info@sinakhoconsulting.co.za



Client:
REDLINE GROUP

Project:
NAHOON VALLEY DEVELOPMENT

Drawing Title:
**ROADWAY LONG SECTIONS
SHEET 2 OF 2**

Designed: **N Weyer** Scale: **As Shown**

Drawn: **N Weyer** Size: **A1**

Checked: **D de Wet** Date: **06 July 2022**

Drawing No.: **S222150-RDL-03** Revision: **0**

FOR APPROVAL